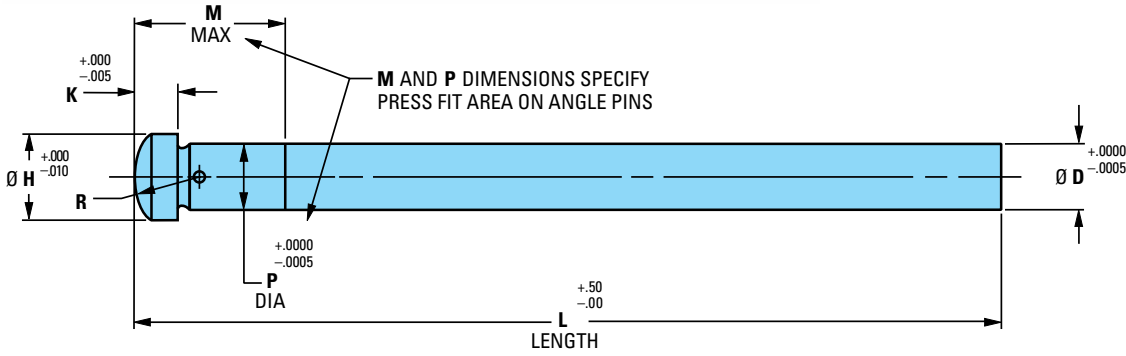


Angle Pins



D-M-E Angle Pins are supplied with a pre-machined spherical radius on the head to eliminate angle grinding usually required on the pin head.



Angle Pins— APD

Material: H-13 Type Steel, 65-74 HRC Nitrided Surface, 30-35 HRC Core

ITEM NUMBER	Ø D	L LENGTH	M MAX	Ø H	K HD THK	Ø P	R SPH RAD
APD-0305	.3740	5.00	.87	.500	.250	.3765	.375
APD-0307		7.00	1.37				
APD-0405	.4990	5.00	.87	.625	.250	.5015	.500
APD-0407		7.00	1.37				
APD-0410		10.00	1.37				
APD-0505	.6240	5.00	.87	.750	.250	.6265	.625
APD-0507		7.00	1.37				
APD-0510		10.00	1.37				
APD-0607	.7490	7.00	1.37	.875	.312	.7515	.750
APD-0610		10.00	1.37				
APD-0614		14.00	1.37				
APD-0807	.9990	7.00	1.37	1.125	.312	1.0015	1.000
APD-0810		10.00	1.37				
APD-0814		14.00	1.37				

Mold Machining and Installation Dimensions

ITEM NUMBER	Ø A*	B	C	Ø D
APD-0305 AND APD-0307	*.3765	10°	.256	.562
		15°	.264	
		20°	.275	
APD-0405 THRU APD-0410	*.5015	10°	.258	.688
		15°	.268	
		20°	.283	
APD-0505 THRU APD-0510	*.6265	10°	.260	.812
		15°	.273	
		20°	.291	
APD-0607 THRU APD-0614	*.7515	10°	.324	.938
		15°	.339	
		20°	.361	
APD-0807 THRU APD-0814	*1.0015	10°	.328	1.188
		15°	.348	
		20°	.377	

See D-M-E Standard Angle Pin Inserts, pre-machined for 10°, 15° or 20° angles.

*Refer to Installation Note #1.

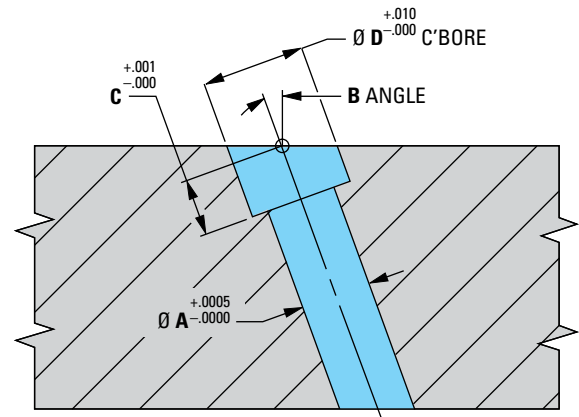
Installation Notes

1. Ø A dimensions specified for hole will provide approximately .000 to .001 clearance with the Ø P or press fit area of the angle pins. Moldmaker to adjust Ø A hole dimensions to obtain specific fit required.
2. Cut angle pin to length as required to achieve desired travel on slide. Typically, a spherical radius or cone shape with a spherical radius is machined on end of angle pin (opposite the head).
3. Spherical radius on head is suitable for angles up to and including 20°.

Additional machining and installation data is available. Contact D-M-E.

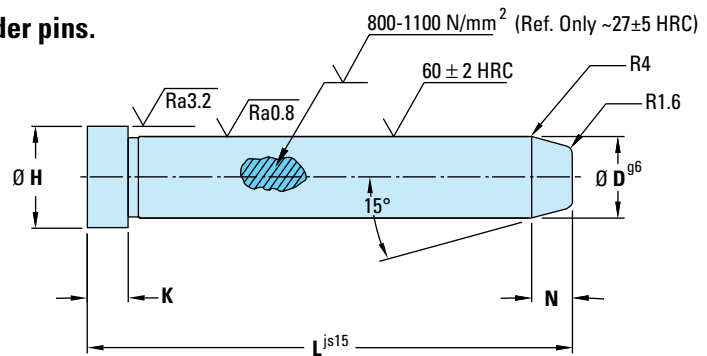
All items in stock.

HOW TO ORDER: Use Item Numbers in charts for ordering.



Metric Angle Pins (Guide Pins)

Can be used as angle (CAM) pins or as straight leader pins.



Material: DIN 1.7131 (AISI 5115 Type) Steel
Type: APD

Ø D	Ø H	K	N	L	ITEM NUMBER	Ø D	Ø H	K	N	L	ITEM NUMBER	Ø D	Ø H	K	N	L	ITEM NUMBER
10	12	3	5	40	APD 10-40	18	22	8	8	40	APD 18-40	24	28	15	8	140	APD 24-140
				60	APD 10-60					60	APD 18-60					160	APD 24-160
				80	APD 10-80					80	APD 18-80					180	APD 24-180
				100	APD 10-100					100	APD 18-100					200	APD 24-200
				110	APD 10-110					110	APD 18-110					210	APD 24-210
				120	APD 10-120					120	APD 18-120					220	APD 24-220
12	16	6	5	40	APD 12-40	20	24	8	8	140	APD 18-140	30	34	15	8	230	APD 24-230
				60	APD 12-60					160	APD 18-160					240	APD 24-240
				80	APD 12-80					180	APD 18-180					270	APD 24-270
				100	APD 12-100					200	APD 18-200					180	APD 30-180
				110	APD 12-110					210	APD 18-210					200	APD 30-200
				120	APD 12-120					220	APD 18-220					210	APD 30-210
				140	APD 12-140					230	APD 18-230					220	APD 30-220
				160	APD 12-160					60	APD 20-60					240	APD 30-240
14	18	8	6	40	APD 14-40	22	26	15	8	80	APD 20-80	34	38	15	8	270	APD 30-270
				60	APD 14-60					100	APD 20-100					300	APD 30-300
				80	APD 14-80					110	APD 20-110					100	APD 34-100
				100	APD 14-100					120	APD 20-120					120	APD 34-120
				110	APD 14-110					140	APD 20-140					170	APD 34-170
				120	APD 14-120					160	APD 20-160					190	APD 34-190
				140	APD 14-140					180	APD 20-180					210	APD 34-210
				160	APD 14-160					200	APD 20-200					250	APD 34-250
				180	APD 14-180					210	APD 20-210					160	APD 40-160
				200	APD 14-200					220	APD 20-220					200	APD 40-200
				210	APD 14-210					230	APD 20-230					240	APD 40-240
				220	APD 14-220					80	APD 22-80					300	APD 40-300
				230	APD 14-230					100	APD 22-100					160	APD 42-160
				16	20					8	7					40	APD 16-40
60	APD 16-60	120	APD 22-120			240	APD 42-240										
80	APD 16-80	140	APD 22-140			300	APD 42-300										
100	APD 16-100	160	APD 22-160			160	APD 50-160										
110	APD 16-110	180	APD 22-180			200	APD 50-200										
120	APD 16-120	200	APD 22-200			240	APD 50-240										
140	APD 16-140	210	APD 22-210			300	APD 50-300										
160	APD 16-160	220	APD 22-220			360	APD 50-360										
180	APD 16-180	230	APD 22-230														
200	APD 16-200	80	APD 24-80														
210	APD 16-210	100	APD 24-100														
220	APD 16-220	110	APD 24-110														
230	APD 16-230	120	APD 24-120														

All items in stock.

HOW TO ORDER: Use Item Numbers in charts for ordering.

Metric ISO Tolerances

NOMINAL SIZE (MM)		TOLERANCE (MM)											
OVER	TO	g6		h8		k6		m6		H5		H7	
0	3	-0.02	-0.08	0	-0.14	+0.06	0	+0.08	+0.02	+0.04	0	+0.10	0
3	6	-0.04	-0.12	0	-0.18	+0.09	+0.01	+0.12	+0.04	+0.05	0	+0.12	0
6	10	-0.05	-0.14	0	-0.22	+0.10	+0.01	+0.15	+0.06	+0.06	0	+0.15	0
10	18	-0.06	-0.17	0	-0.27	+0.12	+0.01	+0.18	+0.07	+0.08	0	+0.18	0
18	30	-0.07	-0.20	0	-0.33	+0.15	+0.02	+0.21	+0.08	+0.09	0	+0.21	0
30	50	-0.09	-0.25	0	-0.39	+0.18	+0.02	+0.25	+0.09	+0.11	0	+0.25	0
50	80	-0.10	-0.29	0	-0.46	+0.21	+0.02	+0.30	+0.11	+0.13	0	+0.30	0
80	120	-0.12	-0.34	0	-0.54	+0.25	+0.03	+0.35	+0.13	+0.15	0	+0.35	0
120	180	-0.14	-0.39	0	-0.63	+0.28	+0.03	+0.40	+0.15	+0.18	0	+0.40	0